

## **DESCRIPTION:**

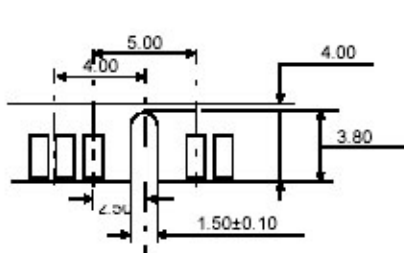
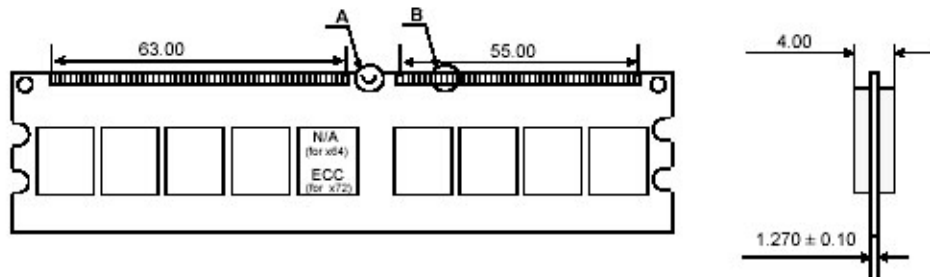
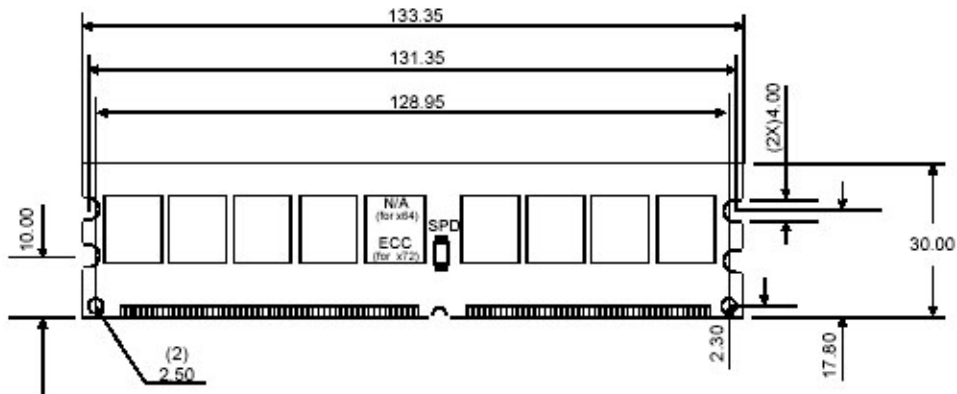
This document describes Aplus 128M x 64-bit 1GB DDR2-400 CL3 SDRAM (Synchronous DRAM) memory module. The components on this module include sixteen 64M x 8-bit (4Banks) DDR2-400 SDRAM in FBGA packages. This 240-pin DIMM uses gold contact fingers and requires +1.8V. The electrical and mechanical specifications are as follows:

## **FEATURES:**

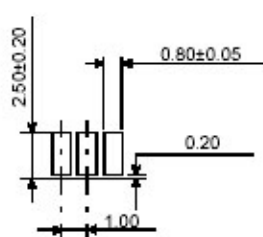
- JEDEC standard 1.8V ± 0.1V Power supply
- All inputs and outputs SSTL\_1.8 compatible
- Max clock Freq: 200Mhz
- Double-data-rate architecture; two data transfers per clock cycle
- Bidirectional data strobe (DQS)
- Differential clock inputs (CK and CK)
- DLL aligns DQ and DQS transition with CK transition
- Programmable Read latency 3 (clock)
- Programmable Burst length (4,8)
- Programmable Burst type (sequential & interleave)
- Timing Reference: CL-tRCD-tRP (3-3-3)
- Edge aligned data output, center aligned data input
- Auto & Self refresh, 7.8us refresh interval (8K/64ms refresh)
- OCD ( Off-chip driver impedance adjustment )
- ODT ( On-die termination )
- Serial presence detect with EEPROM

## **PERFORMANCE:**

Clock Cycle Time ( tCK )	5ns (min.) /8ns (max.)
Row Cycle Time ( tRC )	55ns (min.)
Refresh Row Cycle Time ( tRFC )	105ns (min.)
Row Active Time ( tRAS )	40ns (min.) /70,000ns (max.)
Operating Temperature	0 °C ~ 85 °C
Storage Temperature	-55 °C ~ +100 °C



Detail A



Detail B

